




**Before administering Hemlibra for the first time, you should read the package leaflet contained in the box with your medicine, the guide for patients/carers and patient alert card your doctor or nurse will have provided.**

To support you in administering Hemlibra, there are useful resources you can download and a Hemlibra administration video you can watch on the Hemlibra patient website.



Scan the QR code or visit [www.takingemicizumab.com](http://www.takingemicizumab.com) to access these support materials.

If you get any side effects, talk to your doctor, pharmacist or nurse. This includes any possible side effects not listed in the package leaflet. Please report suspected side effects to the MHRA through the Yellow Card scheme, via the Yellow Card website [www.mhra.gov.uk/yellowcard](http://www.mhra.gov.uk/yellowcard), or the free Yellow Card app available in the Apple App Store or Google Play Store.


You should also report side effects to Roche Products Ltd. by emailing the Roche Drug Safety Centre at [welwyn.uk\\_dsc@roche.com](mailto:welwyn.uk_dsc@roche.com) or calling +44 (0) 1707 367554. By reporting side effects, you can help provide more information on the safety of this medicine.

This item has been developed by Roche Products Limited and Chugai Pharma UK Ltd

## HOW TO ADMINISTER **HEMLIBRA**<sup>®</sup> (emicizumab)

A guide for people with severe congenital haemophilia A (FVIII <1%) or moderate congenital haemophilia A (FVIII ≥ 1% and ≤ 5%) with severe bleeding phenotype, who have been prescribed Hemlibra<sup>®</sup> (emicizumab)

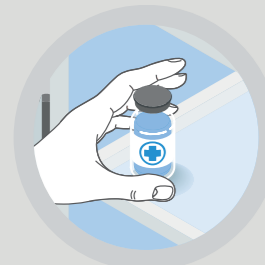
Your step-by-step guide to injecting Hemlibra subcutaneous injection comfortably using the acronym **PARIS**



Job code: M-GB-00025945  
Date of preparation: April 2026

# Administration advice


Set a reminder on your device to remind you when to take your Hemlibra and follow these simple steps during administration.



**Remove vial(s) from fridge** about 15 minutes before use. Check the expiry date and check the liquid in the vial is clear and colourless or slightly yellow. Do not use the vial if the liquid is cloudy, hazy, discoloured or contains any visible particles.



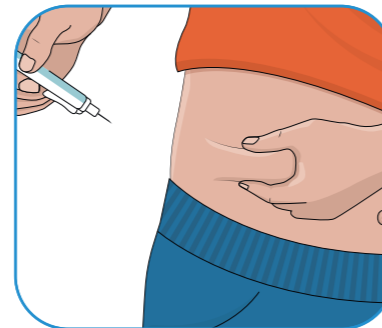
**Place on a flat, clean surface out of direct sunlight.** After about 15 minutes the vial(s) should have reached room temperature and will be ready to use.



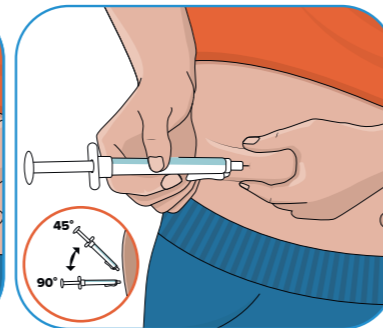
**Wash your hands well with soap and water** before preparing and injecting Hemlibra.

# P A R I S

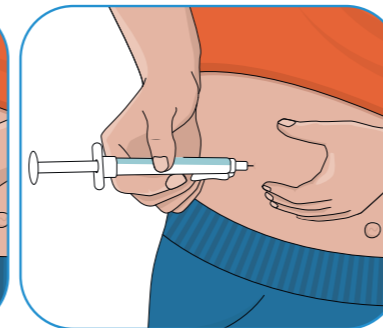
**PINCH**



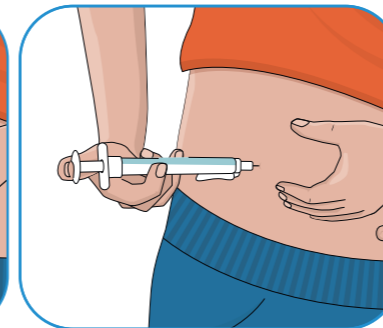
**ANGLE**



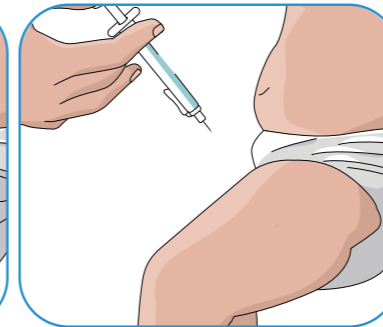
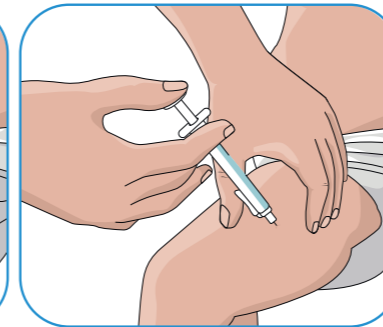
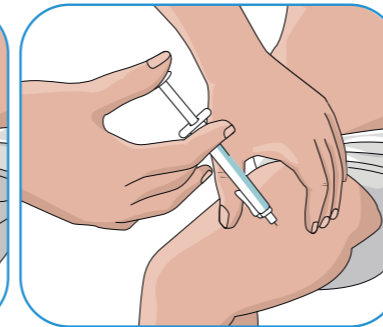
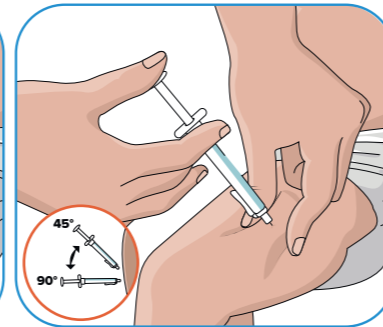
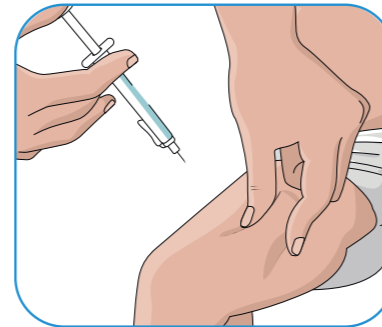
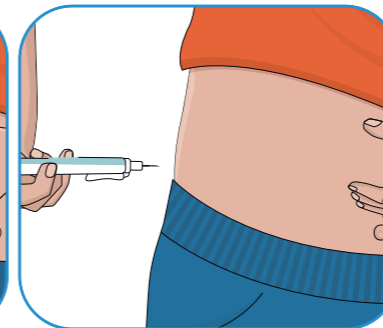
**RELEASE**



**INJECT**



**SLIDE**



**Pinch** the skin at the selected injection site.

**Angle** the needle at 45° to 90° and insert with a quick, firm action. Do not hold or push on the plunger while inserting the needle.

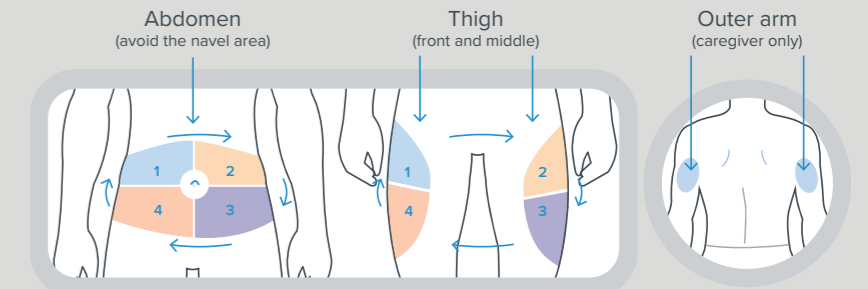
**Release** the pressure between the pinched skin whilst holding the syringe still, in the same position.

**Inject** all the prescribed dose slowly by gently pushing the plunger all the way down.

**Slide** the needle gently out from the injection site at the same angle as inserted.

# Injection sites

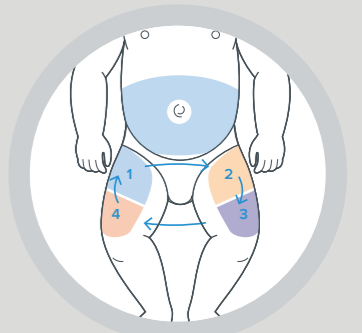
The recommended injection sites are the abdomen and thigh. Additionally, the outer arm, when administered by a caregiver.



These sites are recommended because they have an easily accessible area of fatty tissue just below the skin. Self administration is not recommended for children below 7 years of age. Your doctor or nurse can help you decide if you can inject Hemlibra yourself.

You should use a different injection site for each injection, at least 2.5 cm away from the area you used for any previous injection.

In a study of infants, 8 out of 10 injections were given in the thigh.<sup>1</sup>



## Avoid injecting into:

Areas that could be irritated by a belt or waistband

Moles and scars

Skin that is bruised, tender, red, hard or broken

The navel and 5 cm around it

<sup>1</sup>. Pipe S, et al. *Blood* 2023; blood.2023021832.